

Mohegan Pequot Model Railroad



The News for: April 2007

The Real World

While cleaning up the M&P membership list for 2007, we received this email:

Sorry, I will not be able to be active in the club until I return from Iraq. This will be (hopefully) in the Jan 08 timeframe. If anyone wishes to contact me they may via this addy (lordtracker@yahoo.com), and do feel free to forward. I will be back on leave (from training) from the 9th to the 18th of April, then off to Iraq until sometime in the Jan/Feb timeframe.

Wish me luck, Pete
Thank you all,
Pete Barrington
NPDB-3

Currently Training at Ft Bliss

The entire membership of the Club certainly wishes you the best of luck Pete! Let's email Pete whenever we can and anticipate his safe return in early 2008.

April Shows/Displays

We have two locations this month where the HO layout is being set up. Loading for each show will be on the preceding Wednesday night at Larry Southwick's house in North Stonington, CT. Stu Dom has the plans for both layouts. Talk to him for inclusion/exclusion of your module.

On Saturday and Sunday 14/15 the layout will be at Christ the King Church in Old Lyme. The setup is on Saturday and the layout will be operating by 5 PM. The Sunday times still have yet to be defined. Bill Paradis is the primary point of contact for this display. On Sunday April 22 at we will be at the Eastern Connecticut Chapter

of the NRHS show at Windhan High School in Willimantic. The show runs from 10 AM-3 to PM Setup is on Friday from 6 PM.

Field Trips

Spring has sprung and a train fan's fancy turns to Field Trips. Talk to Jim Delany, our field trip coordinator, (889-4029) who is available anytime to lead railroad field trips.

Extracts: March Meeting Notes

(from John Waller's notes)

March 25 at Bill Library

Number present: 15.

Club meetings

The only meeting for April will be after the show at Christ the King on the 15th of April.

There was much discussion about Club meetings. It is a while since we have had presentations at meetings. The raffle should be reinstated (and it was tonight). Meetings at Larry's after work sessions may not be as popular as meetings at the Bill Library; the latter is a more central location.

During the warmer months, we usually have only one meeting per month at most. Where there is more than one per month, often only one has been at the Bill Library.

Please express your views on these matters, in the newsletter, or to Club officers in person or by email.

Disseminating information

The Club's MO has changed somewhat with work sessions at Larry's, especially Wednesday night, assuming more importance than formerly. Sometimes decisions are made at work sessions but not disseminated beyond those present. The intention is to do this firstly, directly after

M&P Shows: Old Lyme, April 15; Willimantic April 22.

the work session, and later summarized in the newsletter.

Economic Committee

Has now met and the first recommendation was to re-institute raffles at Club meetings.

Springfield 2008

NMRA officials will be scrutinizing layouts as inputs to the 2008 Hartford National Convention. Our modules and layouts should be looking their best!

Other matters

Work sessions continue at Larry's Wednesday evenings; and on Sundays by consensus. A working layout will be set up after Willimantic, but with space set aside for working on modules/projects.

Jonathon Harger offered Club Members the opportunity to come to operating sessions at his house in East Lyme. They will be on the second and fourth Monday of each month at 7 PM. Directions to Jonathon's house are at the end of the Newsletter.

Meetings, Schedule & Work Sessions

The meeting this month will be at the Christ The King Church in **Old Lyme** on April 15th, after the Sunday display. This is the third Sunday of the month. Regular work sessions will be held at Larry Southwick's house on Wednesday nights, April, 4, and 25 beginning at 7:00 PM. Loading for Old Lyme and Willimantic will be on April 11 and 18. The Sunday all-day work session will be scheduled as the mood hits.

Movers and Shakers

Member News

Here is where we actually try to communicate with our fellow Club members and those who might want to join us. Do you need some help with a model railroading problem, have expertise to share or just want to get out in the world more? Then let it be known in the Club newsletter.

The President's Corner

Per usual.

Dan

The VP's Niche

See The Technical Section

John Waller's Column

The Railways of India are said to be the World's largest employer. Jeffrey T. Schultz writes about them in Trains magazine of March 2007, page 54.

Jeffrey's story is about the Deccan Odessey, a luxury train, and his eight days on board, which included much sight-seeing.

India is the second most populous country on this planet, nudging just over 1 billion people. That's a lot of train tickets! And yes, in India, cars drive on the left.

Writing about buying tickets, my son Rob and his wife Fiona spent their honeymoon hiking along the foot of the Himalayas, and that is a story in itself.

Their travels took them through India. For one particular journey it was necessary to write out an application for a ticket and present it at the window.

Fiona wrote one out then stood in the queue (line) for quite some time. But when she got to the window the clerk said: "Your writing is very scribbly! I cannot read it. Go back and do it again." So Fiona was obliged to do so and get back to the start of the queue.

In a documentary I saw how passengers can be supplied with food. An order is placed at one stop, and is ready at the next stop, to be handed through the window of the train.

India is a land where the cast system has ensured great differences between the have's and the have not's. I visited Bombay (now Mumbai) in 1950 and was shocked to see children completely naked in the streets living in hovels.

Jeffrey's article shows a photo he took of the Mumbai central train station. It is an incredibly ornate Victorian-era landmark, from the time when one of Queen Victoria's titles was "Empress of India".

But, that is changing, with out-sourcing of all sorts of goods and services, particularly from the USA. We are used to seeing goods labelled "Made in China", and to hearing a

M&P Shows: Old Lyme, April 15; Willimantic April 22.

sing-song voice at the other end of a telephone when calling customer service.

The numbers Jeffrey quotes are interesting. According to him there are 1.54 million employees. I have seen higher numbers, up to 4 million. Perhaps it is a matter of definition..

The number of trains per day is given as 7000 passenger and 4000 freight, with 13 million passengers per day, about 1.3% of the population.

I would have been prepared to believe a much higher number. I have visions of trains in Asia with people sitting on the roof, hanging out the doors, but maybe my perception is dated. Jeffrey does show a picture of a "jam packed" commuter train at Mumbai. It certainly does not look any more packed than commuter trains in Sydney!

John

Letters to the Editor

Enquiring minds want to know!

The Market Place

Club Member Ads

Advertise (free) here to reach more than seventy model railroaders eagerly waiting to buy your wonderful stuff. (Editor's Note: Let me know when your item sells or when you want to stop running the advertisement.)

The Club Store

Complete inventory of "stuff" to be done after the Springfield show. Well guys, how about doing the inventory during one of the Wednesday night work sessions?

Commercial Corner


Nothing here.



The Technical Section

Contributions are welcome. You can write about anything from prototypes and history to model railroads, scenery, electrical, bench work, model building and more are all of interest to the club members.

The first picture shows two types of LED clusters. Normally intended for mounting on computer boards, they make ideal dwarf signals for HO turnouts. LED's are 3 mm diameter, from which you can judge the size of the board




On the left are 3-LED clusters. I use four of these for double-slip turnouts, one for each of the four tracks which make up the double slip. Each track can face blocked (red), proceed on a curve (yellow), or proceed straight (green).

Thus for a double-slip there are 12 LED's to be driven. The board has 16 I/O ports, of which 12 are used to drive LED's and 4 available as inputs, of which 3 are used for the double-slip.

The chip is a 16F628 microcontroller, which can be used with an internal clock, allowing more pins to be used for I/O. The program decodes the 3 input lines to set the LED's to the correct setting, flashing the LED's in sequence if a change in turnout position has been ordered by the user, or flashing together if a tortoise has not reached its ordered position.

The second picture shows the board connected to four LED clusters with interconnecting wiring pre-cut to length. There is also power wiring, ground wiring, and the control wiring, which goes back to

the microcontroller which controls the two tortoise machines operating the double-slip turnout.



The first picture also shows some samples of two 2-LED clusters. I use these for simple turnouts. In this case there are three tracks:

- One facing the points which can go straight (green) or curved (yellow).
- One on the main which can be blocked (red) or straight (green).
- One on the branch which can be blocked (red) or curved (yellow).

Thus there are three different types of clusters: green & red, yellow & red, green & yellow. I purchased the clusters at Digi-Key. The 3-LED clusters are standard. The green/yellow 2-LED cluster is not standard, but the other two are. It turns out it is cheaper to get enough green & red clusters for all the positions required for simple turnouts, and buy the other colours as separate LED's and substitute. This is very easy to do.


World Wide Web

Still NMRA's website of the month!



The Life Section

Post your correspondence with Pete Barrington here. Please forward any emails or other contact with Pete while he is in Iraq. He would certainly like to hear from Members of M&P. Pete's email is lordtracker@yahoo.com.



Railroad Calendar

This Busy Month in 2007

April 4, 11, 18 & 25, North Stonington CT. Work sessions at Larry Southwick's house starting at 7:00. Loading on the nights before the Lyme and Willimantic shows, April 11 and 18..

April TBD, Sunday; North Stonington, CT All-day work session by consensus at Larry Southwick's house starting 10:00ish.

April 14/15, 2007, Old Lyme, CT Christ the King Church. Setup M&P HO layout on Saturday April 14; running by 5 PM to catch those attending Vigil Mass. Operate and breakdown Sunday April 15. Times TBD. POC here is Bill Paradis.

April 15, Ledyard, CT M&P Meeting at Christ the King Church after the show. Note: This is **the third Sunday** of the month.

April 15, 2007, Shelton, CT Old Shelton Intermediate School Perry Hill Road 10 AM-3 PM, Barry Howard (Hobbies) at (203) 732-7346

April 22, 2006, , Willimantic, CT – Eastern Connecticut Chapter NRHS Windhan High School 10 AM-3 PM. M&P HO layout will operate. Contact Joe Sokol at 1170 Hartford TPK #E-51 Vernon, CT 06066-4537

Next Month and Beyond

Ron Pothier's 2006 list of train shows is available from him at repth@snet.net.

M&P Shows: Old Lyme, April 15; Willimantic April 22.

Club Administration

M&PMRR Officers & Functionaries

The President Dan DeLany 860 748-7581
Vice President John Waller 564-3114
Treasurer Don Counsellor 739-6381
Secretary Robert Applegate 464-2118
Storekeeper Larry Southwick 535-2996
Field Trips Jim DeLany 889-4029
Newsletter Editor Clark Pritchett 444-1884
Newsletter Mailing, Meeting Speakers and Bulk Purchases Bill Evans 267-9482
New Passenger Modules, Name Tags and Show Layouts Stu Dom 536-7637
Webmaster Jim Spavins


jimspav@alum.rpi.edu

Prototype Questions Dave at
<http://www.davesrailpage.com/>

The Lighter/Heavier Side

The newest publication from MPRR Productions: **"How to Build A Passenger Module Complex In HO Scale"**-First Edition By Stu Dom

Paperback

- ISBN: 0401200700
- Pub. Date: April 2007
- Customer Rating: 

Number of reviews: 41

Average Rating: 

Synopsis: *The Incredible Story of the Design and Construction of the Grandest Engineering Feat in Mohegan Pequot Model Railroad Club History*

From one of the leaders in module design and construction, Stu Dom offers his insights into building a massive HO scale passenger station complex for the modular Mohegan Pequot Model Railroad Club. Stu designed and managed one of the largest construction projects ever attempted in the history of the club. See how the project evolved from a simple 24' replacement to the original passenger station modules to the sprawling 42' passenger station complex and then expansion to include a logging and sawmill operation. Stu covers a variety of topics from how to take seven years to design a module set to the art of building storage boxes with warped plywood. He

also discusses, in detail, how to maximize the use of wires and electronics to help add to the sheer mass and construction time of these modules. An incredible narrative of one of the greatest engineering feats in the history of model railroading.

An excerpt from the book: "Don't."

From the Critics: "One of the best books ever written on the hobby of model railroading. Stu's in depth design procedures for heavyweight modules are some of the best insights into 21st Century module design."-*New York Times*

"The amazing costs to the club for this sheer monstrosity are incredible. The story of how Stu delicately managed to spend every last penny from the club treasury on LEDs is fascinating."-*The Wall Street Journal*

"I thought for all the effort I put into the modules, he would have at least mentioned me in his book."-*Jim Spavins, Webmaster, www.mpr.org*

"The story Stu weaves of convincing John Waller to wire that *@#%*(#@# control panel is amazing. Every leader would be served to see how Stu made John slave for 4 years wiring the panel."-*The Washington Post*

"The foresight by Stu to use these modules as a way to increase the physical fitness regiment for club members should be applauded."-*Men's Health*

"This project rivals the Big Dig in Boston. Every engineering student should keep a copy of this book on their shelf as an invaluable resource."-*Engineering News Record*

The newest publication from MPRR Productions is ready to hit book shelves April 1st. Reserve your copy today!

Happy April Fools Day.-Jim Spavins

3 MINUTE MANAGEMENT COURSE

Lesson 1 A man is getting into the shower just as his wife is finishing up her shower, when the doorbell rings. The wife quickly wraps herself in a towel and runs downstairs. When she opens the door, there stands Bob, the next-door neighbor. Before she says a word, Bob says, "I'll give you

\$800 to drop that towel." After thinking for a moment, the woman drops her towel and stands naked in front of Bob. After a few seconds, Bob hands her \$800 and leaves. The woman wraps back up in the towel and goes back upstairs. When she gets to the bathroom, her husband asks, "Who was that?". "It was Bob the next door neighbor," she replies. "Great!" the husband says, "did he say anything about the \$800 he owes me?" **Moral of the story: If you share critical information pertaining to credit and risk with your shareholders in time, you may be in a position to prevent avoidable exposure**

Lesson 2 A priest offered a Nun a lift. She got in and crossed her legs, forcing her gown to reveal a leg. The priest nearly had an accident. After controlling the car, he stealthily slid his hand up her leg. The nun said, "Father, remember Psalm 129?" The priest removed his hand. But, changing gears, he let his hand slide up her leg again. The nun once again said, "Father, remember Psalm 129?" The priest apologized "Sorry sister but the flesh is weak."! Arriving at the convent, the nun went on her way. On his arrival at the church, the priest rushed to look up Psalm 129. It said, "Go forth and seek, further up, you will find glory." **Moral of the story: If you are not well informed in your job, you might miss a great opportunity.**

Lesson 3 A sales rep, an administration clerk, and the manager are walking to lunch when they find an antique oil lamp. They rub it and a Genie comes out. The Genie says, "I'll give each of you just one wish." Me first! Me first!" says the admin clerk. "I want to be in the Bahamas, driving a speedboat, without a care in the world." Puff! She's gone. Me next! Me next!" says the sales rep. "I want to be in Hawaii , relaxing on the beach with my personal masseuse, an endless supply of Pina Coladas and the love of my life." Puff! He's gone. "OK, you're up," the Genie says to the manager. The manager says, "I want those two back in the office after lunch." **Moral of the story: Always let your boss have the first say.**

Lesson 4 An eagle was sitting on a tree resting, doing nothing. A small rabbit saw the eagle and asked him, "Can I also sit like you and do nothing?" The eagle answered: "Sure, why not." So, the rabbit sat on the ground below the eagle and rested. All of a sudden, a fox appeared, jumped on the rabbit and ate it. **Moral of the story : To be sitting and doing nothing, you must be sitting very, very high up.**

Lesson 5 A turkey was chatting with a bull. "I would love to be able to get to the top of that tree," sighed the turkey, "but I haven't got the energy." Well, why don't you nibble on some of my droppings?" replied the bull. They're packed with nutrients." The turkey pecked at a lump of dung, and found it actually gave him enough strength to reach the lowest branch of the tree. The next day, after eating some more dung, he reached the second branch. Finally after a fourth night, the turkey was proudly perched at the top of the tree. He was promptly spotted by a farmer, who shot him out of the tree. **Moral of the story : BS might get you to the top, but it won't keep you there.**

Lesson 6 A little bird was flying south for the winter. It was so cold the bird froze and fell to the ground into a large field. While he was lying there, a cow came by and dropped some dung on him. As the frozen bird lay there in the pile of cow dung, he began to realize how warm he was. The dung was actually thawing him out! He lay there all warm and happy, and soon began to sing for joy. A passing cat heard the birdsinging and came to investigate. Following the sound, the cat discovered the bird under the pile of cow dung, and promptly dug him out and ate him. **Morals of the story:**

(1) Not everyone who s#*ts on you is your enemy

(2) Not everyone who gets you out of s#*t is your friend

(3) And when you're in deep s#*t, it's best to keep your mouth shut!

This ends the 3-minute management course.




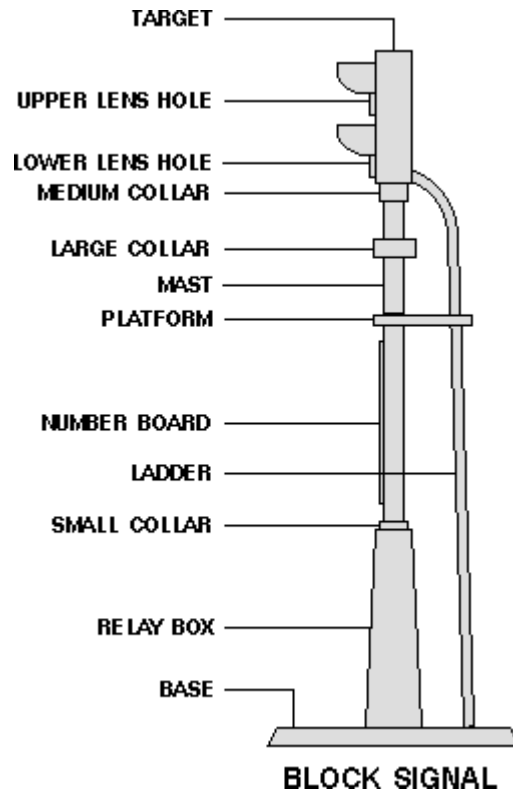
Jonathan's Directions to His House

Get yourself on I-95. Get off at exit 74 Niantic. Southbound exit. At the end of the exit ramp take a right (you go under highway) Northbound exit. Turn right at stoplight (#1 for count below) Go through 4 stoplights. You will pass Burger King and Dunkin Doughnuts on Left and mini malls and eventually a pond on your right. After the pond there will be a fork in the road (it is so close you can eat the scallop on the sign you will see that says Welcome to Niantic, East Lyme etc.) Veer right so that you do not go through a 5th stoplight.

You are on East Pattagansett Rd. Follow this until you are at an intersection with a school on your right (Niantic Center) Go straight through intersection. Follow road till you pass Scotti's fruit farm on right and railroad underpass to left. Veer left to go under underpass and then take right onto Black Point Rd. At end of road - take right on to Old Black Point Rd. First right will be Wildwood DR.

Go to end of street and our driveway is hidden between white house on right and long brown house...look for our mailbox with a # 19 on it - drive is on the right. Go down this driveway and you are on the Harger homestead! We are the right hand drive. Looks like a dirt road to the right of mailbox 19.

(If you are totally lost call (860) 739-4224)
hejeharger@myeastern.com



Semaphore



What Railfans Don't Want to See

M&P Shows: Old Lyme, April 15; Willimantic April 22.